



GARRETT

METAL DETECTORS

THDTM

**Tactical Hand-Held Metal Detector
User's Manual**

TO THE OWNER

Congratulations on your selection of the Garrett Tactical Hand-Held Metal Detector (THD™). The Garrett THD is an active hand-held metal detector designed to detect metallic (ferrous, non-ferrous and stainless steel) weapons, contraband or other metal objects concealed or carried on a person. The Garrett THD has both visual and silent (vibrating) alarms and offers outstanding performance as well as operating features not found in other hand-held detectors. With 360° Plus tip detection coverage, the detector is very effective in easily detecting even the smallest of metallic objects. Unique LED lights indicate target detection, operating status and battery life information. A bright LED flashlight at the tip of the Garrett THD assists in dark and low light conditions.

SAFETY NOTICE

Safety precautions have been designed into the detector. The THD meets CE and other international standards for electromagnetic compatibility and safety.

Extensive research has found no information that would indicate Garrett products have adverse effects on pregnancy or medical devices or magnetic recording media. Directives of physicians and medical device manufacturers must be followed.

COMPONENTS AND FUNCTIONS

Power Button

Easy push button power switch turns the power of the detector ON and OFF.

Light Alerts

- Red LED light illuminates when metallic target has been detected.
- Green LED light remains illuminated while the detector is ON and will change to AMBER when the battery needs to be replaced. (Approximately 1 to 2 hours of use remain once the AMBER light appears. No performance degradation takes place until the battery is fully depleted; when this occurs, operation becomes erratic.)

LED flashlight

When the THD is ON, the LED flashlight button may be pressed and held to activate the bright LED flashlight at the tip of the unit. The LED flashlight turns off when the flashlight button is released.

Vibrator

The quick acting, silent alert vibrator activates when a metallic target has been detected.

Screw-on Battery Cover

Makes changing the single 9V battery quick and easy. No tools required. Battery terminal access holes are keyed to avoid improper installation of the 9V battery.

OPERATING INSTRUCTIONS

Turn the detector ON by pressing the “ON / OFF” button. Note: The Green LED will light. During operation, the Garrett THD will only detect metal when the detector is in motion. Scan within approximately one inch of the person being inspected. Vibration will be felt and the Red LED alert light will illuminate when metal is detected anywhere within the detector’s detection area. Operation is completely automatic, no retuning or adjusting is ever necessary. Ferrous, non-ferrous and stainless steel metals will be detected. To scan feet and ankles, “sweep” the Garrett THD perpendicularly and approximately one to two inches above the floor or ground.

SPECIFICATIONS

- Model Name THD
- Model Number 1165900

- Operating Temperatures
-35°F (-37°C) to 158°F (70°C)

- Water and Dust
Meets IEC 529 IP66 standards

- Operating Frequency
95 kHz

- Tuning
Automatic

- Indicators
Silent / Vibration
LED Alert Lights
Green: Power ON
Amber: Battery LOW
Red: ALARM condition

- Controls

Power switch: ON / OFF

LED flashlight Momentary

- Battery

Single 9V battery provides up to 80 hours of operation. Optional NiMH Rechargeable batteries provide up to 25 hours on each 12-hour recharge.

- Dimensions

Length: 8.43" (22 cm)

Thickness: 1.625" (3.8cm)

tapered to 1.125" (2.9cm)

Scan Area: 3.5" (8.0) cm) Long;

360° plus tip

Weight: 6.4 oz. (.2 g)

U.S. Patent No. D497,559 S

- Warranty

Limited, 24 months parts and labor

Accessories

Rechargeable Battery Kit - includes two (2) Cadmium free NiMH batteries and charger.

110V - PN 1612000

220V - PN 1612100



Note: Do not affix any material to the detection area of the detector that might cause the detector to alarm. Doing so might cause an imbalance within the detection field and thereby reduce scanning effectiveness.

SERVICE INFORMATION

Battery Replacement

The Green LED light alert will change to Amber when the battery is low and needs to be replaced. Unscrew the battery cover, tilt the detector and the battery will slip out. Replace with new 9V battery; the battery compartment is keyed to only accept battery contact in the proper position. If a 9V battery is improperly installed, no circuitry damage will occur. However, it is important to observe the polarity of the battery and the THD battery compartment to ensure optimum operation. Never force the cover to close.

Remove the battery when the detector is to be stored for more than 30 days.

Factory Service

Pack the detector carefully and include complete details concerning the problem, as well as company name, contact person, address and telephone number.

Ship to:

Garrett Metal Detectors

1181 W. State Street
Garland, Texas 75042

Contact us at:

USA	1.800.234.6151
International	972.494.6151
Fax	972.494.1881
Email	security@garrett.com
Website	garrett.com

Please allow approximately one week for our technicians to examine and repair your instrument.

International Customers

It is recommended our international customers contact their dealer for repairs and warranty service to avoid the high cost of international shipping rates. If you do not know how to find your local dealer please contact the Garrett factory by calling 1-972-494-6151 or email us at security @garrett.com

Screw
ON/OFF
Battery Cover



POWER
Button

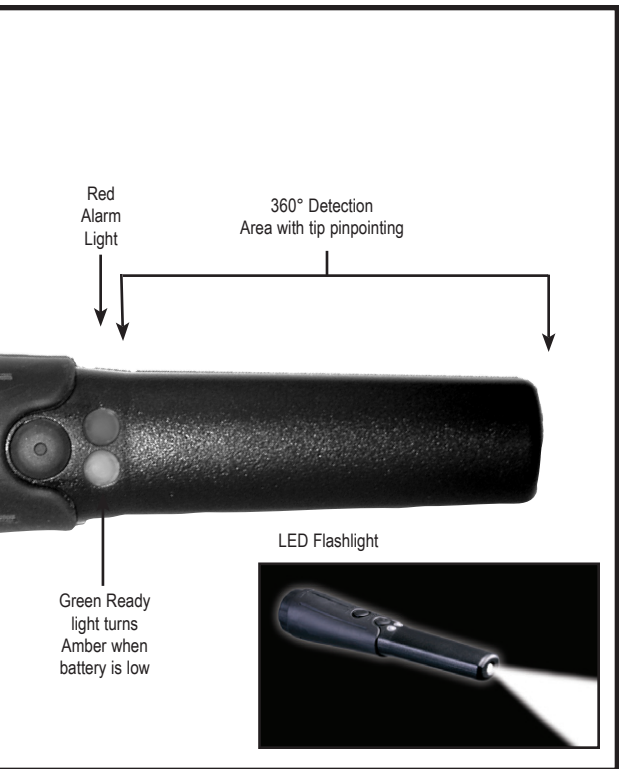


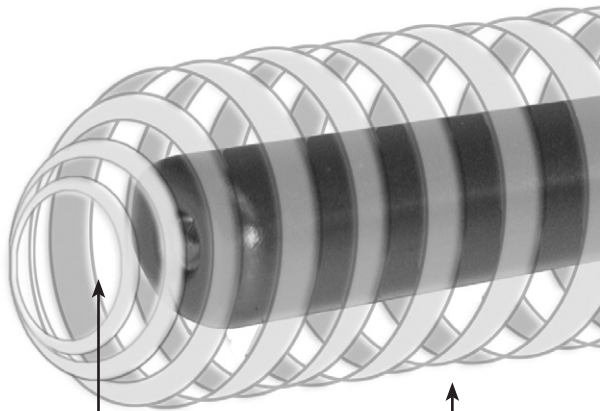
LED
Flashlight
Button



Rubber, Weatherproof
Handle






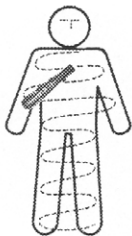


Tip Pinpointing

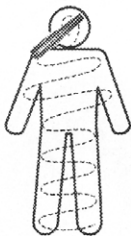
360° Detection Area



RECOMMENDED BODY SCANNING PROCEDURE
Use all of these scanning techniques for each person.
Note: Special attention should be given to the waist, underarm and ankle areas.



Front Scanning



Back Scanning



Outline Scanning



Foot Area Scanning

Notes

Notes

Notes

Garrett Metal Detectors
1881 W. State Street
Garland, TX 75042
Tel: 1.800.234.6151
Tel: 972.494.6151
Fax: 972.494.1881
E-mail: security@garrett.com
Web: www.garrett.com

GARRETT®
METAL DETECTORS

Garrett Metal Detectors, garrett.com and the THD hand-held design are trademarks of Garrett Electronics Inc. ©2009 Garrett Metal Detectors.

1531900.B2.0109